
Identification and Description of farm animals

These depending on major notes they are:-

1-The presences of marks on the body .

2-Heredity marks on the body

3-Acquired marks on the body

Purpose of identification and description are :-

- 1-To prevent change of animals within same species .
- 2-To identification the animals which vaccinated and inspection from other.
- 3-To identification the stallion which use in artificial insemination &female in estrus cycle
- 4-To identification the animals with high production from others in farm.
- 5-To recording all marks of animals.
- 6- To identification the animals which bought from other country
- 7-To mention each animal characteristic when having an insure on it with countries that follow the system of animals in sureness

Type of identification

They are two types are:-

1-collective identification .

2-Individual identification

The collective identification

That mean painting the animals on any part on the body of animal which selected by the owner ,specially use to sheep's flock and not best than individual identification







The individual identification

This type is the best and depending on the following note

1-Nam of animal.

2-Number.

3-Species .

4-Breed .

5-Sex.

6-Age.

7-Heigh.

8-color.

9-Marks .

a-On the head .

b-On the trunk or body .

c-On the legs or limbs .

10-Acquired marks

Identification of Equines (Horse)

1-Nam of animal-----Tom.

2-Number.

-The numbering can doing by :-

a-Branding—Firing الكي

This type done on the upper part of the hoof under the coronet

b-Tattooing

This type of numbering done on the Gum or on the upper lips
and on the External I ear by Tattooing machines

3-Species-----Equines *

BRANDING-FIRING



www.shutterstock.com - 38786278

TATTOOING



TATTOOING



TATTOOING



4-Breed

Like the Arabian horse & American horse .

5-Sex-----Male or Female .

6-Age --

The aging of Equines can do by :-

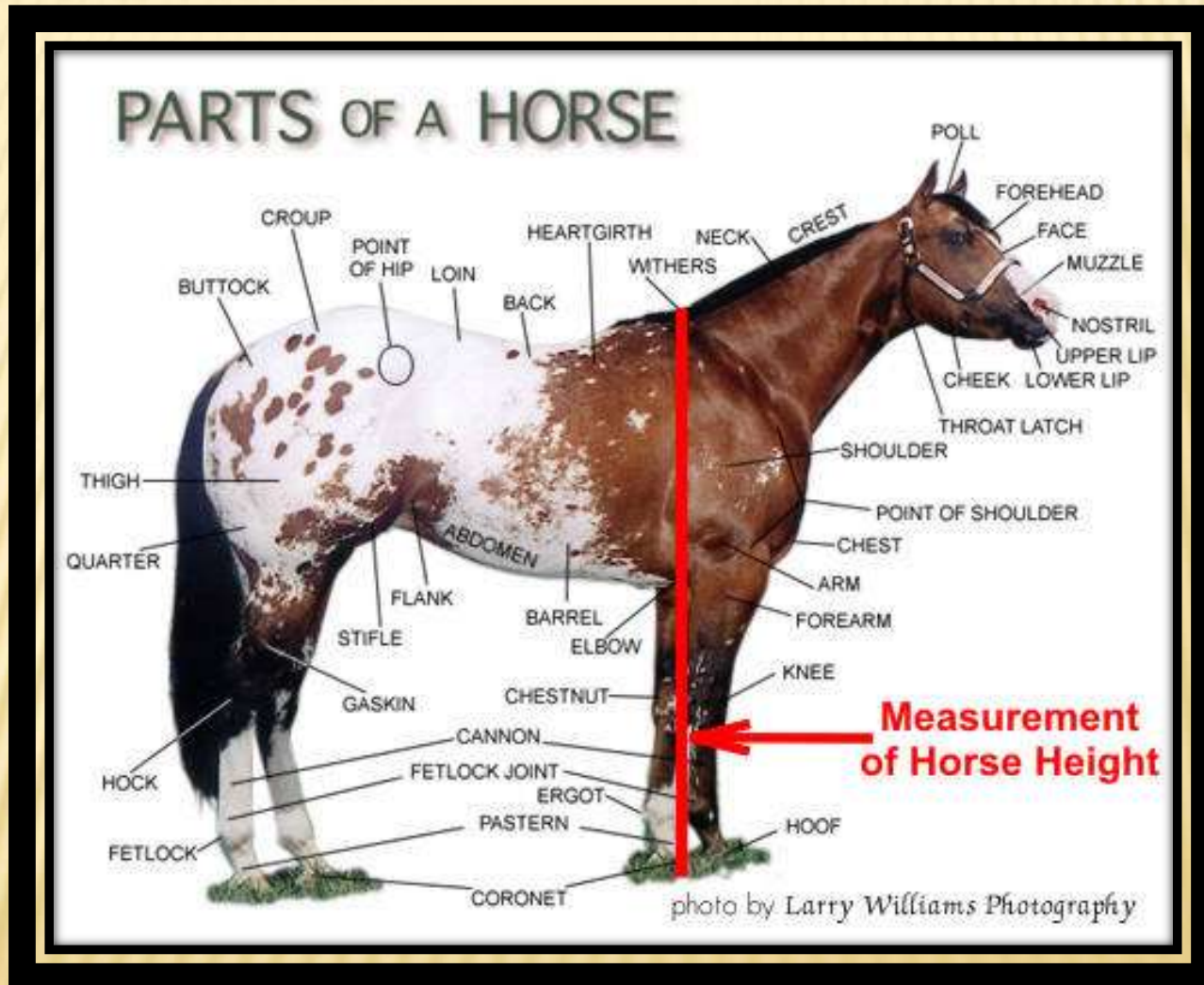
a-Dentition.

b-The number of parturition

7-Heigh ---

This point can measured by special scale ,use tow point from the body of horse ,*upper point from wither and* lower point from the end part of hoof.

SCALE OF HEIGHT





SCALE OF HEIGHT



SCALE OF HEIGHT



8-color

The main color of horses are :-

- a-Black
- b-Black-Brown,
- c-Chocolate,
- d-Bay ,
- e-Chestnut ,
- f-Grey(Double-grey ,Flea-bitten grey,Steeled grey)
- g-Dun(Blue-dun ,Yellow-dun)
- h-Cream

BLACK



CHOCOLAT



BLACK-BROWN



BAY



CHESTNUT



GREY



STEELED -GREY



FLEA-BITTING GREY



DOUBLE-GREY



BLUE-DUN



YELLOW-DUN



CREAM



9-Marks :-

There are three marks on horse :-

A-Marks on the head they are:-

*-Star . *-Stripe . *-Blaze . *-White face .

*Snip . *-White Muzzle

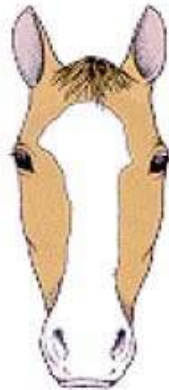
Star



Stripe



Blaze



Snip



Interrupted Stripe



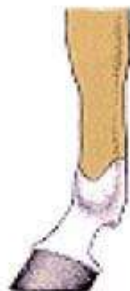
White/Bald Face



Stocking



Sock



Half Pastern



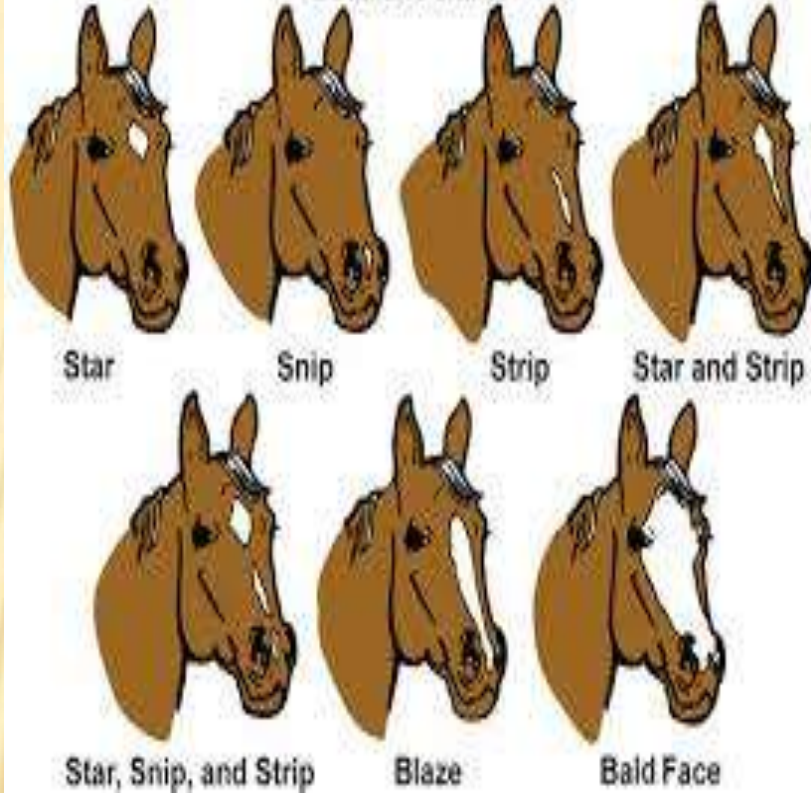
Crown



Coronet



CBC / ONIA DEPT. OF AGRICULTURE







STAR



SNIP



STRIPE



STAR, STRIPE



BLAZE



INTERRUPTED STRIPE




BLAZE



STAR, STRIPE, SNIP

EQUINE FACE MARKINGS

STAR



STRIPE



BLAZE



WHITE FACE



SNIP



B-Marks on the trunk or the body are :-

*-The flecks .

*-Black marks ,

* -The spots

*-The patch .

THE FLECKS MARK



THE FLECKS MARK



THE SPOTS



THE PATCH



THE SPOTS



THE PATCH



C-Marks on the legs or limbs are :-

- *-White hoof
- *-White coronet
- *White pastern
- *White fetlock
- *Sock & *Stocking .

HORSE LEG MARKINGS



CORONET



WHITE HEEL



HALF PASTERN



PASTERN



ANKLE



HALF SOCK



FULL SOCK



HIGH SOCK

EQUINEST



Stocking



Sock



Fetlock



Pastern



Coronet



Partial
Pastern

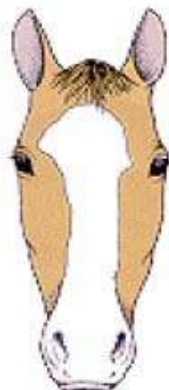
Star



Stripe



Blaze



Snip



Interrupted Stripe



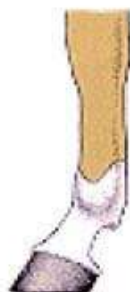
White/Bald Face



Stocking



Sock



Half Pastern



Crown



Coronet



10-Acquired marks

- * Like saddle marks ,
- * Bridle marks
- * Branding-firing & Tattooing marks
- * collar marks .

SADDLE MARK



BRIDLE MARKS



COLLAR MARKS .

